

GOVERNMENT OF HARYANA
DEPARTMENT OF ECONOMIC & STATISTICAL ANALYSIS, HARYANA.


No. DESA (P)-8-11/82(C.P.I)-2015 / 5760-5809 Dated: 10/3/2015

CONSUMER PRICE INDEX NUMBERS FOR INDUSTRIAL WORKERS

(Base 1982=100)

Sr.No.	Centre	Index Numbers	
		December, 2014	January, 2015
Haryana	1982=100	974	979
	* 1972-73=100	2104	2115
1. Bhiwani	1982=100	972	977
	* 1972-73=100	2158	2169
2. Hisar	1982=100	975	980
	* 1972-73=100	2067	2078
3. Sonipat	1982=100	979	984
	* 1972-73=100	2173	2184
4. Surajpur- Pinjore	1982=100	972	977
	* 1972-73=100	2168	2179
5. Bahadurgarh	1982=100	973	978
6. Panipat	1982=100	976	981

*Converted on old base (July 1972 to June 1973)


 Deputy Director
 for Director, Deptt. Of Economic & Statistical
 Analysis, Haryana

GOVERNMENT OF HARYANA
DEPARTMENT OF ECONOMIC & STATISTICAL ANALYSIS, HARYANA


No. DESA (P)-8-11/82(C.P.I)-2015 / 8134-2015 Dated: 15/04/2015

CONSUMER PRICE INDEX NUMBERS FOR INDUSTRIAL WORKERS
(Base 1982=100)

Sr.No.	Centre	Index Numbers	
		January, 2015	February, 2015
Haryana	1982=100	979	977
	* 1972-73=100	2115	2110
1. Bhiwani	1982=100	977	975
	* 1972-73=100	2169	2165
2. Hisar	1982=100	980	978
	* 1972-73=100	2078	2073
3. Sonipat	1982=100	984	981
	* 1972-73=100	2184	2178
4. Surajpur- Pinjore	1982=100	977	975
	* 1972-73=100	2179	2174
5. Bahadurgarh	1982=100	978	975
6. Panipat	1982=100	981	978

*Converted on old base (July 1972 to June 1973)

e/c


Deputy Director
for Director, Deptt. Of Economic & Statistical
Analysis, Haryana.

GOVERNMENT OF HARYANA
DEPARTMENT OF ECONOMIC & STATISTICAL ANALYSIS, HARYANA

No. DESA (P)-8-11/82(C.P.I)-2015/11915-64 Dated: 15.5.2015

CONSUMER PRICE INDEX NUMBERS FOR INDUSTRIAL WORKERS

(Base 1982=100)

Sr.No.	Centre	Index Numbers	
		February, 2015	March, 2015
Haryana	1982=100	977	983
	* 1972-73=100	2110	2123
1. Bhiwani	1982=100	975	981
	* 1972-73=100	2165	2178
2. Hisar	1982=100	978	984
	* 1972-73=100	2073	2086
3. Sonipat	1982=100	981	986
	* 1972-73=100	2178	2189
4. Surajpur- Pinjore	1982=100	975	981
	* 1972-73=100	2174	2188
5. Bahadurgarh	1982=100	975	981
6. Panipat	1982=100	978	983

*Converted on old base (July 1972 to June 1973)

C/C
Deputy Director
for Director, Deptt. Of Economic & Statistical
Analysis, Haryana

GOVERNMENT OF HARYANA
DEPARTMENT OF ECONOMIC & STATISTICAL ANALYSIS, HARYANA


No. DESA (P)-8-11/82(C.P.I)-2015 / 17192-241 Dated: 15-6-2015

CONSUMER PRICE INDEX NUMBERS FOR INDUSTRIAL WORKERS

(Base 1982=100)

Sr.No.	Centre	Index Numbers	
		March, 2015	April, 2015
Haryana	1982=100	983	992
	* 1972-73=100	2123	2143
1. Bhiwani	1982=100	981	990
	* 1972-73=100	2178	2198
2. Hisar	1982=100	984	993
	* 1972-73=100	2086	2105
3. Sonipat	1982=100	986	995
	* 1972-73=100	2189	2209
4. Surajpur- Pinjore	1982=100	981	991
	* 1972-73=100	2188	2210
5. Bahadurgarh	1982=100	981	991
6. Panipat	1982=100	983	993

*Converted on old base (July 1972 to June 1973)


 Deputy Director 15.6.15
 for Director, Deptt. Of Economic & Statistical
 Analysis, Haryana