

GOVERNMENT OF HARYANA  
DEPARTMENT OF ECONOMIC & STATISTICAL ANALYSIS, HARYANA

No. DESA (P)-8-11/82(C.P.I)-2017 / 5044-93

Dated: 15-03-2017


CONSUMER PRICE INDEX NUMBERS FOR INDUSTRIAL WORKERS

(Base 1982=100)

Sr.No.	Centre	Index Numbers	
		December,2016	January,2017
Haryana	1982=100	1070	1067
	* 1972-73=100	2311	2305
1. Bhiwani	1982=100	1068	1066
	* 1972-73=100	2371	2367
2. Hisar	1982=100	1071	1069
	* 1972-73=100	2271	2266
3. Sonipat	1982=100	1070	1066
	* 1972-73=100	2375	2367
4. Surajpur- Pinjore	1982=100	1069	1066
	* 1972-73=100	2384	2377
5. Bahadurgarh	1982=100	1066	1062
6. Panipat	1982=100	1075	1072

\*Converted on old base (July 1972 to June 1973)

dc

  
Deputy Director  
for Director, Deptt. Of Economic & Statistical  
Analysis, Haryana.

GOVERNMENT OF HARYANA  
DEPARTMENT OF ECONOMIC & STATISTICAL ANALYSIS, HARYANA

No. DESA (P)-8-11/82(C.P.I)-2017 / 6445-93 Dated: 11.04.2017  
CONSUMER PRICE INDEX NUMBERS FOR INDUSTRIAL WORKERS  
(Base 1982=100)

Sr.No.	Centre	Index Numbers	
		January,2017	February,2017
Haryana	1982=100	1067	1067
	* 1972-73=100	2305	2305
1. Bhiwani	1982=100	1066	1066
	* 1972-73=100	2367	2367
2. Hisar	1982=100	1069	1069
	* 1972-73=100	2266	2266
3. Sonipat	1982=100	1066	1067
	* 1972-73=100	2367	2369
4. Surajpur- Pinjore	1982=100	1066	1066
	* 1972-73=100	2377	2377
5. Bahadurgarh	1982=100	1062	1063
6. Panipat	1982=100	1072	1073

\*Converted on old base (July 1972 to June 1973)

*o/c*  
Deputy Director  
for Director, Deptt. Of Economic & Statistical  
Analysis, Haryana

GOVERNMENT OF HARYANA  
DEPARTMENT OF ECONOMIC & STATISTICAL ANALYSIS, HARYANA

No. DESA (P)-8-11/82(C.P.I)-2017 / 7611-60

Dated: 8-5-2017


CONSUMER PRICE INDEX NUMBERS FOR INDUSTRIAL WORKERS

(Base 1982=100)

Sr.No.	Centre	Index Numbers	
		February, 2017	March, 2017
Haryana	1982=100	1067	1070
	* 1972-73=100	2305	2311
1. Bhiwani	1982=100	1066	1069
	* 1972-73=100	2367	2373
2. Hisar	1982=100	1069	1073
	* 1972-73=100	2266	2275
3. Sonipat	1982=100	1067	1070
	* 1972-73=100	2369	2375
4. Surajpur- Pinjore	1982=100	1066	1069
	* 1972-73=100	2377	2384
5. Bahadurgarh	1982=100	1063	1067
6. Panipat	1982=100	1073	1076

\*Converted on old base (July 1972 to June 1973)

o/c

  
Deputy Director  
for Director, Deptt. Of Economic & Statistical  
Analysis, Haryana

GOVERNMENT OF HARYANA  
DEPARTMENT OF ECONOMIC & STATISTICAL ANALYSIS, HARYANA


No. DESA (P)-8-11/82(C.P.I)-2017/10185-234 Dated: 13-6-2017  
CONSUMER PRICE INDEX NUMBERS FOR INDUSTRIAL WORKERS

(Base 1982=100)

Sr.No.	Centre	Index Numbers	
		March, 2017	April, 2017
Haryana	1982=100	1070	1076 ✓
	* 1972-73=100	2311	2324 ✓
1. Bhiwani	1982=100	1069	1075 ✓
	* 1972-73=100	2373	2387 ✓
2. Hisar	1982=100	1073	1078 ✓
	* 1972-73=100	2275	2285 ✓
3. Sonipat	1982=100	1070	1075 ✓
	* 1972-73=100	2375	2387 ✓
4. Surajpur- Pinjore	1982=100	1069	1075 ✓
	* 1972-73=100	2384	2397 ✓
5. Bahadurgarh	1982=100	1067	1073 ✓
6. Panipat	1982=100	1076	1082 ✓

\*Converted on old base (July 1972 to June 1973)

d/c

  
Deputy Director  
for Director, Deptt. Of Economic & Statistical  
Analysis, Haryana.

GOVERNMENT OF HARYANA  
DEPARTMENT OF ECONOMIC & STATISTICAL ANALYSIS, HARYANA


No. DESA (P)-8-11/82(C.P.I)-2017 / 20359-409 Dated: 18/7/17  
CONSUMER PRICE INDEX NUMBERS FOR INDUSTRIAL WORKERS

(Base 1982=100)

Sr.No.	Centre	Index Numbers	
		April, 2017	May, 2017
Haryana	1982=100	1076	1079
	* 1972-73=100	2324	2331
1. Bhiwani	1982=100	1075	1078
	* 1972-73=100	2387	2393
2. Hisar	1982=100	1078	1082
	* 1972-73=100	2285	2294
3. Sonipat	1982=100	1075	1078
	* 1972-73=100	2387	2393
4. Surajpur- Pinjore	1982=100	1075	1078
	* 1972-73=100	2397	2404
5. Bahadurgarh	1982=100	1073	1077
6. Panipat	1982=100	1082	1085

\*Converted on old base (July 1972 to June 1973)

o/c

  
Deputy Director 17/7  
for Director, Deptt. Of Economic & Statistical  
Analysis, Haryana